

13AGC MAG CII/CIII







Meet Results - Multi

Jul 7-18, 2013

Men / 18

Session: All







Judge's Signatures

| Rank | Num | Name/Gym | | |  |  |  |  |  |  | AA |
|-----------------|--------|--------------------------|---------|--------|---|---|---|---|---|---|---------|
| 1 | 132 | Scott Brooks VIC | Prelims | Diff: | 4.900 | 4.300 | 4.700 | 5.200 | 4.900 | 4.700 | |
| | | | | Exec: | 8.550 | 6.900 | 8.600 | 8.200 | 8.300 | 8.000 | |
| | | | | ND: | | | | | | | |
| | | | Final: | 13.450 | 11.200 | 13.300 | 13.400 | 13.200 | 12.700 | 77.250 | |
| | | | Finals | Diff: | 4.600 | 4.300 | 4.700 | 5.200 | 4.900 | 4.800 | |
| | | | | Exec: | 8.400 | 7.500 | 8.900 | 9.150 | 7.900 | 8.400 | |
| ND: | | | | | -0.100 | | | | | | |
| Final: | 13.000 | 11.800 | 13.600 | 14.250 | 12.800 | 13.200 | 78.650 | | | | |
| Combined Total: | | | | | | | | | | | 155.900 |
| 2 | 70 | Michael Tone QLD | Prelims | Diff: | 4.500 | 4.700 | 4.500 | 4.400 | 4.400 | 4.700 | |
| | | | | Exec: | 7.550 | 7.750 | 8.800 | 9.150 | 9.200 | 8.350 | |
| | | | | ND: | | | | | | | |
| | | | Final: | 12.050 | 12.450 | 13.300 | 13.550 | 13.600 | 13.050 | 78.000 | |
| | | | Finals | Diff: | 4.500 | 4.800 | 4.500 | 4.400 | 4.400 | 4.700 | |
| | | | | Exec: | 7.350 | 8.000 | 8.800 | 9.100 | 9.050 | 8.250 | |
| ND: | | | | | | | | | | | |
| Final: | 11.850 | 12.800 | 13.300 | 13.500 | 13.450 | 12.950 | 77.850 | | | | |
| Combined Total: | | | | | | | | | | | 155.850 |
| 3 | 69 | Robert Thornton QLD | Prelims | Diff: | 4.700 | 5.400 | 5.000 | 4.400 | 4.300 | 4.300 | |
| | | | | Exec: | 8.300 | 8.000 | 8.100 | 9.050 | 7.550 | 8.250 | |
| | | | | ND: | -0.100 | | | | | | |
| | | | Final: | 12.900 | 13.400 | 13.100 | 13.450 | 11.850 | 12.550 | 77.250 | |
| | | | Finals | Diff: | 4.700 | 5.400 | 4.600 | 4.400 | 4.900 | 4.300 | |
| | | | | Exec: | 7.850 | 8.200 | 8.450 | 9.200 | 7.850 | 8.100 | |
| ND: | | | | | | | | | | | |
| Final: | 12.550 | 13.600 | 13.050 | 13.600 | 12.750 | 12.400 | 77.950 | | | | |
| Combined Total: | | | | | | | | | | | 155.200 |
| 4 | 111 | Christopher Remkes SA | Prelims | Diff: | 5.900 | 4.800 | 3.800 | 5.200 | 4.600 | 3.300 | |
| | | | | Exec: | 6.900 | 7.850 | 7.750 | 8.050 | 8.700 | 8.750 | |
| | | | | ND: | -0.200 | | | | | | |
| | | | Final: | 12.600 | 12.650 | 11.550 | 13.250 | 13.300 | 12.050 | 75.400 | |
| | | | Finals | Diff: | 5.800 | 5.000 | 4.600 | 5.200 | 4.600 | 3.300 | |
| | | | | Exec: | 6.750 | 8.650 | 7.550 | 8.900 | 8.800 | 8.350 | |
| ND: | -0.100 | | | | | | | | | | |
| Final: | 12.450 | 13.650 | 12.150 | 14.100 | 13.400 | 11.650 | 77.400 | | | | |
| Combined Total: | | | | | | | | | | | 152.800 |
| 5 | 1 | James Bacueti ACT | Prelims | Diff: | 5.200 | 4.500 | 4.300 | 5.600 | 5.000 | 4.500 | |
| | | | | Exec: | 8.050 | 8.400 | 8.000 | 9.050 | 5.550 | 7.650 | |
| | | | | ND: | | | | | | | |
| | | | Final: | 13.250 | 12.900 | 12.300 | 14.650 | 10.550 | 12.150 | 75.800 | |
| | | | Finals | Diff: | 5.000 | 4.500 | 4.300 | 5.600 | 4.000 | 4.500 | |
| | | | | Exec: | 7.800 | 7.750 | 7.800 | 9.250 | 4.900 | 7.750 | |
| ND: | | | | | | | | | | | |
| Final: | 12.800 | 12.250 | 12.100 | 14.850 | 8.900 | 12.250 | 73.150 | | | | |
| Combined Total: | | | | | | | | | | | 148.950 |

13AGC MAG CII/CIII

Meet Results - Multi

Jul 7-18, 2013

| Rank | Num | Name/Gym | | |  |  |  |  |  |  | AA | | | |
|-----------------|--------|-------------------------|-----------------|--------|---|---|---|---|---|---|--------|-------|-------|---------|
| 6 | 19 | Jordan Papandrea NSW | Prelims | Diff: | 4.400 | 3.700 | 3.000 | 3.600 | 4.100 | 2.100 | 70.050 | | | |
| | | | | Exec: | 8.050 | 9.100 | 6.550 | 9.200 | 7.650 | 8.700 | | | | |
| | | | | ND: | -0.100 | | | | | | | | | |
| | | | Final: | 12.350 | 12.800 | 9.550 | 12.800 | 11.750 | 10.800 | | | | | |
| | | | Finals | Diff: | 4.400 | 3.700 | 3.200 | 3.600 | 4.100 | 2.500 | 71.250 | | | |
| | | | | Exec: | 8.250 | 8.250 | 7.000 | 9.000 | 8.300 | 8.950 | | | | |
| | | | | ND: | | | | | | | | | | |
| | | | Final: | 12.650 | 11.950 | 10.200 | 12.600 | 12.400 | 11.450 | | | | | |
| | | | Combined Total: | | | | | | | | | | | 141.300 |
| | | | 7 | 110 | Ben Congedi SA | Prelims | Diff: | ___ | 4.100 | 5.700 | 4.000 | 5.000 | ___ | 48.000 |
| Exec: | ___ | 7.250 | | | | | 6.300 | 8.200 | 7.450 | ___ | | | | |
| ND: | ___ | ___ | | | | | ___ | ___ | ___ | ___ | | | | |
| Final: | ___ | 11.350 | | | | 12.000 | 12.200 | 12.450 | ___ | | | | | |
| Finals | Diff: | ___ | | | | 4.100 | 5.700 | 4.000 | 4.700 | ___ | 48.600 | | | |
| | Exec: | ___ | | | | 6.300 | 6.700 | 8.800 | 8.300 | ___ | | | | |
| | ND: | ___ | | | | ___ | ___ | ___ | ___ | ___ | | | | |
| Final: | ___ | 10.400 | | | | 12.400 | 12.800 | 13.000 | ___ | | | | | |
| Combined Total: | | | | | | | | | | | 96.600 | | | |
| 8 | 112 | Clay Stephens SA | | | | Prelims | Diff: | 5.800 | ___ | 3.700 | 4.400 | ___ | ___ | 37.050 |
| | | | Exec: | 6.900 | ___ | | 7.450 | 9.400 | ___ | ___ | | | | |
| | | | ND: | -0.600 | ___ | | ___ | ___ | ___ | ___ | | | | |
| | | | Final: | 12.100 | ___ | 11.150 | 13.800 | ___ | ___ | | | | | |
| | | | Finals | Diff: | 5.500 | ___ | 3.600 | 4.400 | ___ | ___ | 37.900 | | | |
| | | | | Exec: | 6.850 | ___ | 8.650 | 9.300 | ___ | ___ | | | | |
| | | | | ND: | -0.400 | ___ | ___ | ___ | ___ | ___ | | | | |
| | | | Final: | 11.950 | ___ | 12.250 | 13.700 | ___ | ___ | | | | | |
| | | | Combined Total: | | | | | | | | | | | 74.950 |
| | | | 9 | 134 | Matthew Seduikis VIC | Prelims | Diff: | 5.300 | ___ | ___ | 4.400 | ___ | 3.500 | 35.300 |
| Exec: | 6.350 | ___ | | | | | ___ | 8.350 | ___ | 7.400 | | | | |
| ND: | ___ | ___ | | | | | ___ | ___ | ___ | ___ | | | | |
| Final: | 11.650 | ___ | | | | ___ | 12.750 | ___ | 10.900 | | | | | |
| Finals | Diff: | 5.200 | | | | ___ | ___ | 4.400 | ___ | 3.500 | 33.550 | | | |
| | Exec: | 7.300 | | | | ___ | ___ | 7.650 | ___ | 5.900 | | | | |
| | ND: | -0.100 | | | | ___ | ___ | -0.300 | ___ | ___ | | | | |
| Final: | 12.400 | ___ | | | | ___ | 11.750 | ___ | 9.400 | | | | | |
| Combined Total: | | | | | | | | | | | 68.850 | | | |
| 10 | 133 | Griffin James VIC | | | | Prelims | Diff: | 2.100 | 3.500 | 1.800 | 3.800 | 3.500 | 2.400 | 57.700 |
| | | | Exec: | 8.750 | 6.450 | | 7.500 | 9.000 | 7.750 | 7.150 | | | | |
| | | | ND: | -6.000 | ___ | | ___ | ___ | ___ | ___ | | | | |
| | | | Final: | 4.850 | 9.950 | 9.300 | 12.800 | 11.250 | 9.550 | | | | | |
| | | | Finals | Diff: | ___ | ___ | ___ | ___ | ___ | ___ | 0.000 | | | |
| | | | | Exec: | ___ | ___ | ___ | ___ | ___ | ___ | | | | |
| | | | | ND: | ___ | ___ | ___ | ___ | ___ | ___ | | | | |
| | | | Final: | ___ | ___ | ___ | ___ | ___ | ___ | | | | | |
| | | | Combined Total: | | | | | | | | | | | 57.700 |