

14AGC MAG CII/CIII







MAG Level 9 Under 17 AA

May 21 - Jun 1, 2014

Men / 9U

Session: 15M

Judge's Signatures







Rank	Num	Name/Gym									AA				
1	1145	Clay Stephens SA	Prelims	Diff:	5.400	3.900	4.500	5.200	4.400	4.200	75.650				
				Exec:	7.300	4.950	8.250	9.800	9.300	8.550					
				ND:	-0.100					
			Final:	12.600	8.850	12.750	15.000	13.700	12.750	56.115					
			Finals	Diff:	5.500	3.900	3.900	5.200	4.400			4.200			
				Exec:	8.900	8.033	8.766	9.733	9.200			8.733			
				ND:			
			Final:	14.400	11.933	12.666	14.933	13.600	12.933			80.465			
			Combined Total												
			2	1224	Gabriel O'Sullivan WA	Prelims	Diff:	5.000	4.500			4.700	4.400	4.000	4.200
Exec:	7.950	8.600					8.300	9.350	7.450	7.850					
ND:	-0.700					
Final:	12.250	13.100				13.000	13.750	11.450	12.050	52.131					
Finals	Diff:	5.100				4.500	4.800	4.400	4.300		4.200				
	Exec:	6.833				8.933	8.633	9.266	7.500		8.166				
	ND:	-0.100							
Final:	11.833	13.433				13.433	13.666	11.800	12.366		76.531				
Combined Total															
3	1185	Scott Brooks VIC				Prelims	Diff:	4.900	4.100		5.000	5.200	4.700	4.900	74.900
			Exec:	7.550	3.750		8.900	9.050	9.050	8.400					
			ND:	-0.300	.		.	-0.300	.	.					
			Final:	12.150	7.850	13.900	13.950	13.750	13.300	50.431					
			Finals	Diff:	4.900	4.600	4.800	5.200	4.700		4.000				
				Exec:	7.866	5.200	8.866	9.500	7.633		8.266				
				ND:				
			Final:	12.766	9.800	13.666	14.700	12.333	12.266		75.531				
			Combined Total												
			4	1222	Joshua Di Nucci WA	Prelims	Diff:	4.400	4.800		3.800	4.400	4.100	4.500	
Exec:	7.450	7.450					8.500	9.500	9.050	7.300					
ND:					
Final:	11.850	12.250				12.300	13.900	13.150	11.800	50.214					
Finals	Diff:	4.700				3.800	3.800	4.400	4.100		4.500				
	Exec:	8.600				6.866	8.266	9.133	8.333		8.566				
	ND:	.				.	.	-0.100	.		.				
Final:	13.300	10.666				12.066	13.433	12.433	13.066		74.964				
Combined Total															
5	1068	Reegan Edwards NZ				Prelims	Diff:	4.500	4.100		3.500	3.600	4.700	4.400	73.050
			Exec:	8.600	6.850		8.500	9.450	6.050	8.800					
			ND:					
			Final:	13.100	10.950	12.000	13.050	10.750	13.200	47.382					
			Finals	Diff:	4.500	3.700	3.600	3.600	4.700		3.700				
				Exec:	9.200	7.733	8.633	9.300	8.466		7.200				
				ND:				
			Final:	13.700	11.433	12.233	12.900	13.166	10.900		74.332				
			Combined Total												
			6	1118	Jackson Clarke QLD	Prelims	Diff:	4.400	4.200		4.500	2.800	3.900	3.400	
Exec:	8.350	6.350					8.250	8.300	8.700	8.600					
ND:					
Final:	12.750	10.550				12.750	11.100	12.600	12.000	44.615					
Finals	Diff:	4.400				4.100	4.500	2.800	3.900		3.400				
	Exec:	8.633				6.033	8.933	8.800	9.000		8.366				
	ND:				
Final:	13.033	10.133				13.433	11.600	12.900	11.766		72.865				
Combined Total															

14AGC MAG CII/CIII

MAG Level 9 Under 17 AA

May 21 - Jun 1, 2014







Men / 9U
Session: 15M

Rank	Num	Name/Gym								AA		
7	1057	Cameron Malone NSW	Prelims	Diff:	4.600	4.300	3.500	4.400	4.100	3.200	72.400	
				Exec:	7.900	6.850	7.800	9.250	7.800	8.800		
				ND:	.	.	.	-0.100	.	.		
			Final:	12.500	11.150	11.300	13.550	11.900	12.000	71.731		
			Finals	Diff:	4.600	4.600	3.800	4.400	4.100			3.200
				Exec:	8.633	5.266	6.866	9.133	8.133			9.300
				ND:	.	.	.	-0.300	.			.
			Final:	13.233	9.866	10.666	13.233	12.233	12.500			Combined Total
			8	1121	Jack Riek QLD	Prelims	Diff:	4.200	4.000			4.200
Exec:	8.000	7.150					8.650	9.000	7.500	8.300		
ND:		
Final:	12.200	11.150				12.850	12.000	11.400	11.800	72.616		
Finals	Diff:	4.000				4.000	4.200	3.000	3.900		2.700	
	Exec:	8.700				7.100	8.733	8.833	8.800		8.650	
	ND:	
Final:	12.700	11.100				12.933	11.833	12.700	11.350		Combined Total	
							44.016					
9	1059	Gabriel Swan-Mclean NSW				Prelims	Diff:	4.900	3.000		3.600	3.600
			Exec:	7.750	5.550		8.900	9.300	6.750	8.600		
			ND:	-0.300	.		
			Final:	12.650	8.550	12.500	12.900	10.550	12.900	72.565		
			Finals	Diff:	4.900	3.700	3.700	3.600	4.100		4.300	
				Exec:	9.100	4.933	9.200	9.366	7.100		8.566	
				ND:	
			Final:	14.000	8.633	12.900	12.966	11.200	12.866		Combined Total	
												42.615
			10	1058	Ethan Stathakis NSW	Prelims	Diff:	4.400	4.200		4.200	4.400
Exec:	8.000	4.850					8.850	8.000	8.600	8.100		
ND:		
Final:	12.400	9.050				13.050	12.400	12.500	11.600	70.465		
Finals	Diff:	4.300				4.500	3.500	3.600	3.900		3.200	
	Exec:	8.100				4.500	8.466	9.366	9.333		7.700	
	ND:	
Final:	12.400	9.000				11.966	12.966	13.233	10.900		Combined Total	
							41.465					
11	1120	Finlay Kroon QLD				Prelims	Diff:	3.800	3.600		4.000	2.800
			Exec:	7.950	7.700		8.500	9.000	8.450	9.050		
			ND:		
			Final:	11.750	11.300	12.500	11.800	12.350	12.050	60.065		
			Finals	Diff:	.	3.700	4.000	2.800	3.900		3.000	
				Exec:	.	8.866	8.633	9.033	7.933		8.200	
				ND:	
			Final:	.	12.566	12.633	11.833	11.833	11.200		Combined Total	
												31.815
			12	1119	Darius Hadi QLD	Prelims	Diff:	3.900	2.800		2.200	2.800
Exec:	6.850	6.550					8.300	7.900	8.450	7.900		
ND:	-0.300		
Final:	10.450	9.350				10.500	10.700	12.050	11.000	67.632		
Finals	Diff:	4.000				2.800	2.200	2.800	3.600		2.300	
	Exec:	9.000				6.966	8.533	8.500	8.600		8.333	
	ND:	
Final:	13.000	9.766				10.733	11.300	12.200	10.633		Combined Total	
							31.682					

14AGC MAG CII/CIII

MAG Level 9 Under 17 AA

May 21 - Jun 1, 2014







Rank	Num	Name/Gym								AA				
13	1143	Kurt Benton SA	Prelims	Diff:	4.400	3.900	2.200	2.800	3.000	2.400	64.750			
				Exec:	8.200	5.000	8.900	8.350	6.600	9.000				
				ND:				
			Final:	12.600	8.900	11.100	11.150	9.600	11.400	66.732				
			Finals	Diff:	4.400	3.300	2.200	2.800	3.200			2.400		
				Exec:	7.466	7.000	8.600	7.633	9.133			8.800		
				ND:	-0.100	.	.	-0.100	.			.		
			Final:	11.766	10.300	10.800	10.333	12.333	11.200			Combined Total		
			131.482											
			14	1223	Harrison Jones WA	Prelims	Diff:	3.300	3.400			3.300	2.800	3.400
Exec:	5.550	5.200					8.250	8.600	6.900	6.950				
ND:	-0.300	.					.	-0.100	.	-4.000				
Final:	8.550	8.600				11.550	11.300	10.300	5.450	59.198				
Finals	Diff:	4.100				3.400	3.300	2.800	3.400		2.600			
	Exec:	6.700				6.800	8.133	8.266	6.366		7.433			
	ND:	.				.	.	-0.100	.		-4.000			
Final:	10.800	10.200				11.433	10.966	9.766	6.033		Combined Total			
114.948														
15	1060	Jack Sweeney NSW				Prelims	Diff:	4.100	3.300		___	3.000	3.600	2.700
			Exec:	8.100	6.900		___	8.700	7.550	7.700				
			ND:				
			Final:	12.200	10.200	___	11.700	11.150	10.400	56.365				
			Finals	Diff:	4.100	3.600	___	3.000	3.100		2.700			
				Exec:	8.600	7.100	___	8.966	7.733		7.466			
				ND:			
			Final:	12.700	10.700	___	11.966	10.833	10.166		Combined Total			
			112.015											
			16	1189	William Shurey VIC	Prelims	Diff:	4.000	3.700		3.200	2.800	3.200	2.400
Exec:	7.050	4.800					6.000	8.400	7.600	7.100				
ND:				
Final:	11.050	8.500				9.200	11.200	10.800	9.500	51.031				
Finals	Diff:	___				3.300	3.200	2.800	3.200		2.400			
	Exec:	___				5.066	5.666	7.933	9.166		8.300			
	ND:	___						
Final:	___	8.366				8.866	10.733	12.366	10.700		Combined Total			
111.281														
17	1225	Joseph Spellacy WA				Prelims	Diff:	4.500	3.400		3.500	3.600	4.500	3.800
			Exec:	6.600	5.800		7.750	8.250	7.350	5.800				
			ND:	-0.300				
			Final:	10.800	9.200	11.250	11.850	11.850	9.600	46.332				
			Finals	Diff:	___	___	3.700	3.600	4.500		3.700			
				Exec:	___	___	8.300	8.500	7.866		6.266			
				ND:	___	___	.	-0.100	.		.			
			Final:	___	___	12.000	12.000	12.366	9.966		Combined Total			
			110.882											
			18	1186	Robert Crea VIC	Prelims	Diff:	4.300	3.200		3.200	3.000	4.000	2.500
Exec:	7.550	6.000					7.950	8.300	7.000	8.050				
ND:				
Final:	11.850	9.200				11.150	11.300	11.000	10.550	45.731				
Finals	Diff:	4.300				3.000	3.500	3.000	___		___			
	Exec:	7.566				6.766	8.866	8.833	___		___			
	ND:	.				.	.	-0.100	.		.			
Final:	11.866	9.766				12.366	11.733	___	___		Combined Total			
110.781														

14AGC MAG CII/CIII

MAG Level 9 Under 17 AA

May 21 - Jun 1, 2014

Men / 9U
Session: 15M

Rank	Num	Name/Gym								AA			
19	1187	Erik Grabandt VIC	Prelims	Diff:	2.900			3.300	3.400	29.850			
				Exec:	5.050			6.950	8.250				
				ND:									
			Final:	7.950			10.250	11.650					
			Finals	Diff:	3.300			3.900	3.400				
				Exec:	6.133			7.933	8.300				
				ND:									
			Final:	9.433			11.833	11.700	32.966				
			Combined Total: 62.816										
			20	1069	Harvey Humber NZ	Prelims	Diff:						
Exec:													
ND:													
Final:													
Finals	Diff:												
	Exec:												
	ND:												
Final:									0.000				
Combined Total: 0.000													